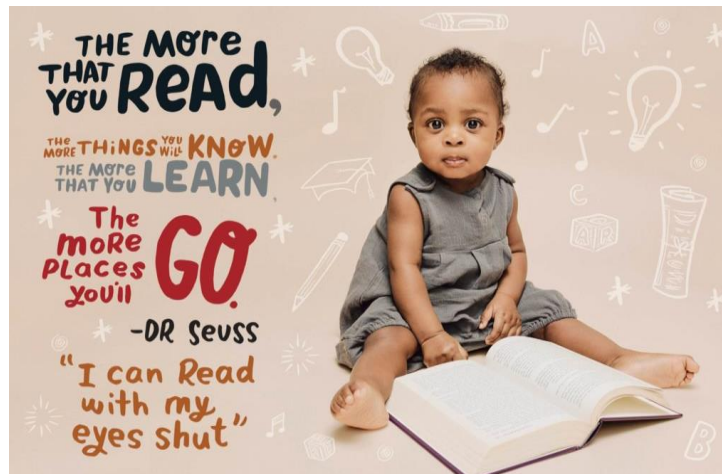




# Year 1 Curriculum Information January 2021



Information for parents and carers

# Meet The Staff

## Class Teachers

- ▶ Mrs Rodriguez
- ▶ Mrs Haque
- ▶ Miss Khatun
- ▶ Miss Sharp-Grant

## Teaching Assistants

- ▶ Mrs Begum HLTA (Higher Level Teaching Assistant)
- ▶ Mrs Khanom
- ▶ Miss Ahmed
- ▶ Mrs Radha
- ▶ Mrs Flores

**Phase Leader: Mrs Mihdi-din**


# School Home Partnership

- ▶ Term 3- Remote Learning Expectations
  - Your child needs to access Google Classroom daily from 9am
  - Submit work via Google classroom or write comments to their teacher/support staff
  - Alternatively, if above is not feasible, you should collect a learning pack from school for your child to complete daily.
- ▶ Term 4 - In school
  - Your child attends school on time at 08:55
  - Has a good night sleep and has a good breakfast
  - Has the correct PE kit in school
  - Complete set homework on time

# How you can help

- ▶ Encourage independence - be patient!
- ▶ Encourage and support your child with their homework
- ▶ Remember Maths is everywhere: shopping, numbers on doors, shapes in the environment, board games.
- ▶ Read school letters - they are very important.
- ▶ Talk, talk and talk some more with your child

# School Diary



- ▶ The diary has lots of useful information to help you with your child's learning.
- ▶ High frequency words and common exception words Year 1 - please support your child with reading and writing the common exception words.
- ▶ Number facts - Please practice: Number bonds to 10,20 and multiplication tables- 2x,5x and 10x tables and their associated division facts.

# Reading

Reading is very important.

- Reading and RWI books sent home will be appropriate to your child's reading level.
- Please read daily for 10 minutes.
- Please initial or sign the diary every time you read with your child.
- Reading books can be changed as required (at least twice times a week - depending on the length of the book).
- Choose quality and current books for your child to read.
- Encourage regular use of the library to allow your child to read for pleasure



# Y1 English Curriculum (Read Write Inc)

Subject	Spring 1	Spring 2
Literacy	We will be following the RWI scheme for teaching Literacy through phonics.	We will be following the RWI scheme for teaching Literacy through phonics.

## The Year 1 Phonics Screening Check

The phonics screening check is a short and simple assessment of phonic decoding. It consists of a list of 40 words. The phonics screening check for Year 1 pupils usually takes place in June.



# Y1 Maths Curriculum

Spring 1	Spring 2
Calculations: Addition and Subtraction within 20	Number and Place Value: Numbers to 40
Geometry - Properties of Shape: Shapes and Patterns	Calculations: Addition and Subtraction
Measurement: Length and Height	



# Number Bonds

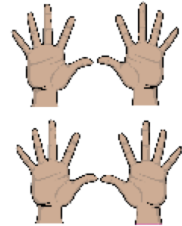
Having the rapid recall of all number bonds from 0 - 10 will help children with their mental arithmetic.

It is important that the children learn their number facts to 10 in Y1.

Number facts to 10	0	1	2	3	4
	0+0=0	0+1=1	0+2=2	0+3=3	0+4=4
		1+0=1	1+1=2	1+2=3	1+3=4
			2+0=2	2+1=3	2+2=4
				3+0=3	3+1=4
				4+0=4	
5	6	7	8	9	10
0+5=5	0+6=6	0+7=7	0+8=8	0+9=9	0+10=10
1+4=5	1+5=6	1+6=7	1+7=8	1+8=9	1+9=10
2+3=5	2+4=6	2+5=7	2+6=8	2+7=9	2+8=10
3+2=5	3+3=6	3+4=7	3+5=8	3+6=9	3+7=10
4+1=5	4+2=6	4+3=7	4+4=8	4+5=9	4+6=10
5+0=5	5+1=6	5+2=7	5+3=8	5+4=9	5+5=10
	6+0=6	6+1=7	6+2=8	6+3=9	6+4=10
		7+0=7	7+1=8	7+2=9	7+3=10
			8+0=8	8+1=9	8+2=10
				9+0=9	9+1=10
					10+0=10

# Maths around us

- ↓ Recognise and name 2 digit numbers anywhere.
- ↓ Recognising and counting money .
- ↓ Measuring using cups when cooking.
- ↓ Filling different sized containers in the bath.
- ↓ Counting books, DVDs, toys etc..
- ↓ Counting pairs of socks in 2s.
- ↓ Counting the fingers in your family in 5s.
- ↓ Playing board games to recognise numbers, dice patterns and how to move along a track.
- ↓ Playing games where children find the total of 2 dice.



**NUI2 REG**

# Year 1 Spring Term Curriculum Map

Subject	Spring 1	Spring 2
Science	<b>Everyday Materials</b> <b>Seasonal changes - Winter</b> <ul style="list-style-type: none"> <li>● Materials and their properties</li> <li>● Exploring different materials</li> <li>● Looking at seasonal changes</li> <li>● How does the season change?</li> </ul>	<b>Plants</b> <b>Seasonal changes - Spring</b> <ul style="list-style-type: none"> <li>● Exploring different types of plants</li> <li>● Different types of trees</li> <li>● Looking at seasonal changes</li> <li>● How does the season change?</li> <li>● Comparison to other seasons</li> </ul>
Art	<b>Printing</b> <b>Animal or Human Cells</b>	<b>Sculpture</b> <b>Growth</b>
DT	<b>Cooking and Nutrition – Making fruit rockets</b> <ul style="list-style-type: none"> <li>● Exploring different fruits</li> <li>● Healthy eating</li> </ul>	
Computing	<b>We are Painters</b> <ul style="list-style-type: none"> <li>● Illustrating an e-book</li> <li>● Using a Paint application</li> <li>● Discussing traditional tales</li> </ul>	<b>Digital literacy</b> <ul style="list-style-type: none"> <li>● Using the internet safely</li> <li>● Keeping personal information private</li> <li>● Where to go for help and support</li> </ul>

<b>History / Geography</b>	<p style="text-align: center;"><b>Geography Wonderful Weather</b></p> <ul style="list-style-type: none"> <li>● Looking at different weather types</li> <li>● Exploring weather in different areas</li> <li>● Seasons</li> <li>● Weather in different different</li> </ul>	<p style="text-align: center;"><b>History May I Play</b></p> <ul style="list-style-type: none"> <li>● identify differences between past and present</li> <li>● looking at toys from the past and present</li> <li>● comparing past toys to present toys</li> <li>● use different resources to learn about the past</li> </ul>
<b>Music</b>	<p style="text-align: center;"><b>Stop and Play, Composition, Duration</b></p>	<p style="text-align: center;"><b>Timbre Composition</b></p>
<b>PSHE</b>	<p style="text-align: center;"><b>Dreams and Goals</b></p> <ul style="list-style-type: none"> <li>● Setting simple goals</li> <li>● How to achieve simple goals</li> <li>● Working well with partners</li> <li>● Tackle new challenges</li> <li>● Celebrating successes</li> </ul>	<p style="text-align: center;"><b>Healthy Me</b></p> <ul style="list-style-type: none"> <li>● Difference between healthy and unhealthy</li> <li>● How to make healthy lifestyle choices</li> <li>● How to keep clean</li> <li>● Understanding that germs can lead to diseases</li> <li>● How to keep safe when crossing the road</li> <li>● Understanding the benefits of medicine and how to be safe</li> </ul>
<b>RE</b>	<p style="text-align: center;"><b>What does it mean to be a Christian?</b></p>	<p style="text-align: center;"><b>What does it mean to be a Hindu?</b></p>
<b>PE</b>	<p style="text-align: center;"><b>Gymnastics Multi Skills: Ball Skills</b></p>	

# Home learning/General Information

Homework is an important opportunity to consolidate and extend learning in class as well as providing a great opportunity for you to spend some time with your child talking to them about that they are learning in school.

- ▶ We expect all pupils to complete their homework, usually set on Fridays weekly on Google Classroom.
- ▶ A coat in school every day please.
- ▶ Jumper or cardigan - named please!!
- ▶ PE kit -please ensure your child wears his/her P.E kit on P.E days.
- ▶ Please send your child with a clear, named water bottle. Please only fill with plain water.



# Useful Websites for you and your child



<https://www.ruthmiskin.com/en/find-out-more/parents/>

<https://www.thenational.academy/>

<https://www.parentkind.org.uk/Parents/Free-learning-resources-for-children>

<https://www.bbc.co.uk/bitesize>

## Pupils

- ▶ **Maths games-** <https://www.topmarks.co.uk/maths-games/3-5-years/counting>
- ▶ **Ten ways to help your child with maths-** <http://www.bbc.co.uk/cbeebies/joinin/numberblocks-help-your-child-with-maths>
- ▶ **Numberblocks (a BBC children's show designed to help development of number)-** <http://www.bbc.co.uk/iplayer/cbeebies/episode/b08r41qb/numberblocks>
- ▶ **The Big Number Song (Helps children count to 100)** [https://www.google.co.uk/search?q=the+big+number+song&rlz=1C1VFKB\\_enGB709GB709&oq=the+big+number+song&aqs=chrome..69i57.4440j0j4&sourceid=chrome&ie=UTF-8](https://www.google.co.uk/search?q=the+big+number+song&rlz=1C1VFKB_enGB709GB709&oq=the+big+number+song&aqs=chrome..69i57.4440j0j4&sourceid=chrome&ie=UTF-8)
- ▶ **Count by 2s-** <https://www.youtube.com/watch?v=GvTcpfSnOMQ>
- ▶ **Count by 5s-** <https://www.youtube.com/watch?v=EemjeA2Djjw>
- ▶ **Count by 10s-** <https://www.youtube.com/watch?v=Ftati8iGQcs>

# Thank you!

- ▶ Thank you for all your support.
- ▶ It has been a 'different' start to Year 1 and we are all extremely proud of our children and how they have settled into school last term and how they have embraced online learning this term.
- ▶ If you have any questions please speak to your child's class teacher or the Phase leader Mrs Mihdi-din.

Thank you!  
Mrs Mihdi-din and  
the Year 1 team

