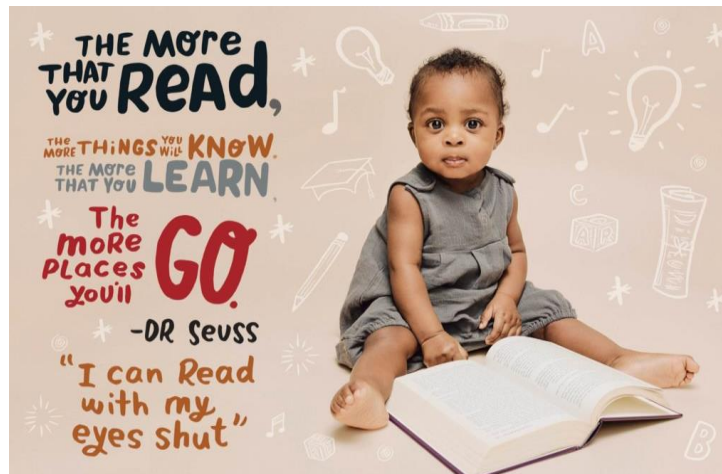




Year 2 Curriculum Information January 2021



Information for parents and carers

Meet The Staff

Class Teachers

- ▶ Mrs Kuzan
- ▶ Mrs Billan
- ▶ Mrs Paxton
- ▶ Mrs Ahmed

Teaching Assistants

- ▶ Mrs Begum HLTA (Higher Level Teaching Assistant)
- ▶ Mrs Sahota
- ▶ Mrs Lee
- ▶ Miss Chowdhury
- ▶ Mrs Connelly

Phase Leader: Mrs Mihdi-din

School Home Partnership

- ▶ Term 3- Remote Learning Expectations
 - Your child needs to access Google Classroom daily from 9am
 - Submit work via Google classroom or write comments to their teacher/support staff
 - Alternatively, if above is not feasible, you should collect a learning pack from school for your child to complete daily.
- ▶ Term 4 - In school
 - Your child attends school on time at 08:55
 - Has a good night sleep and has a good breakfast
 - Has the correct PE kit in school
 - Complete set homework on time

How you can help


- ▶ Encourage independence - be patient!
- ▶ Encourage and support your child with their homework
- ▶ Remember Maths is everywhere: shopping, numbers on doors, shapes in the environment, board games.
- ▶ Read school letters - they are very important.
- ▶ Talk, talk and talk some more with your child

In Year 2 we encourage children to become more independent.

The children are expected to:

- ▶ Look after their own property e.g. jumper, pencil case, water bottle.
- ▶ Organise themselves and think of what they need.
- ▶ Change or request to change their reading books when finished.
- ▶ Make their own lunch choices.

School Diary







- ▶ The diary has lots of useful information to help you with your child's learning.
- ▶ High frequency words and common exception words Year 1 and Year 2 - please support your child reading and writing the common exception words.
- ▶ Number facts - Please practice: Number bonds to 10,20,100 and multiplication tables- 2x,5x and 10x tables and their associated division facts.

Reading

Reading is VERY important.

- Reading and RWI books will be appropriate to your child's reading level.
- Please read daily for 10 minutes.
- Please initial or sign diary every time you read with your child.
- Reading books can be changed as required (at least twice times a week - depending on the length of the book).
- Choose quality and current books for your child to read.
- Encourage regular use of the library to allow your child to read for pleasure.



Y2 English Curriculum (Read Write Inc)

Subject	Spring 1	Spring 2
Literacy	We will be following the RWI scheme for teaching Literacy through phonics.	We will be following the RWI scheme for teaching Literacy through phonics.

Our aim is for children to finish the RWI Phonics programme quickly so they can start Literacy & Language.



Year 2 Maths Curriculum

Subject	Spring 1	Spring 2
Maths	Multiplication and Division, Statistics: Picture Graphs Calculations: Word Problems Measurement: Money	Geometry: Properties of 3D shapes Fractions

Number Bonds

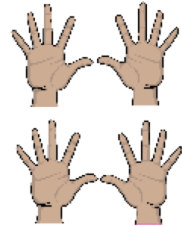
Having the rapid recall of all number bonds from 0 - 10 will help children with their mental arithmetic.

It is important that the children learn their number facts to 10, 20 and 100 in Y2.

Number facts to 10	0	1	2	3	4
	0+0=0	0+1=1	0+2=2	0+3=3	0+4=4
		1+0=1	1+1=2	1+2=3	1+3=4
			2+0=2	2+1=3	2+2=4
				3+0=3	3+1=4
			4+0=4		
5	6	7	8	9	10
0+5=5	0+6=6	0+7=7	0+8=8	0+9=9	0+10=10
1+4=5	1+5=6	1+6=7	1+7=8	1+8=9	1+9=10
2+3=5	2+4=6	2+5=7	2+6=8	2+7=9	2+8=10
3+2=5	3+3=6	3+4=7	3+5=8	3+6=9	3+7=10
4+1=5	4+2=6	4+3=7	4+4=8	4+5=9	4+6=10
5+0=5	5+1=6	5+2=7	5+3=8	5+4=9	5+5=10
	6+0=6	6+1=7	6+2=8	6+3=9	6+4=10
		7+0=7	7+1=8	7+2=9	7+3=10
			8+0=8	8+1=9	8+2=10
			9+0=9	9+1=10	
				10+0=10	

Maths around us

- ↓ Recognise and name 2 digit numbers anywhere.
- ↓ Recognising and counting money .
- ↓ Measuring using cups when cooking.
- ↓ Filling different sized containers in the bath.
- ↓ Counting books, DVDs, toys e.t.c.
- ↓ Counting pairs of socks in 2s.
- ↓ Counting the fingers in your family in 5s.
- ↓ Playing board games to recognise numbers, dice patterns and how to move along a track.
- ↓ Playing games where children find the total of 2 dice.



NUI2 REG

Year 2 Spring Term Curriculum Map

Subject	Spring 1	Spring 2
Science	<p>Materials and their properties:</p> <ul style="list-style-type: none"> To identify and name different materials and their materials. Recognise the suitability of particular materials for specific purposes. 	<p>Plants:</p> <ul style="list-style-type: none"> Learn the conditions plants need to grow. Identify ways in which plants spread their seeds. Carry out observational work and give explanations for ideas/predictions.
Art	<p>Sculpture:</p> <ul style="list-style-type: none"> Recognise what a sculpture is and how it compares to a painting. Explore a range of materials and their effects. Create a sculpture of their own design, considering size, shape and form. 	<p>Painting: Watercolours.</p> <ul style="list-style-type: none"> To be able to recognise the names of primary and secondary colours. To be able to mix primary colours to make secondary colours. To investigate mark making for particular effect. To explore making light and dark colours. To be able to understand and practice using equipment correctly
DT	<p>Making a fruit salad</p> <ul style="list-style-type: none"> Identify a range of fruit, including their appearance and tastes. Study how food can be made more appetising by their preparation. Be able to utilise food preparation equipment safely. Design, create and evaluate their own fruit salad 	

Subject	Spring 1	Spring 2
Geography/History	<p>Geography - Magical Mapping:</p> <ul style="list-style-type: none"> ● Identify different types of maps, their features and their purposes. ● Be able to use compass points and map symbols. ● Recognise physical and human features of locations and represent this on a simple map. ● Design and create a simple map based on a familiar route. 	<p>History - Great Fire of London</p> <ul style="list-style-type: none"> ▪ Explain how we know about the Great Fire of London from a variety of primary sources. ▪ Show awareness of how London has changed, including its buildings, people and transport. ▪ To write a diary entry as Samuel Papy.
Music	<p>Patterns and Musical Character:</p> <ul style="list-style-type: none"> ● To experiment with, create, select and combine sounds using the inter-related dimensions of music. ● To listen with concentration and understanding to a range of high-quality live and recorded music 	<p>Sounds, Symbols and Musical Structures:</p> <ul style="list-style-type: none"> ● To experiment with, create, select and combine sounds using the inter-related dimensions of music. ● To play tuned and untuned instruments musically
PSHE	<p>Dreams and Goals:</p> <ul style="list-style-type: none"> ● To know our goals to success. ● To recognise who I work well with and who I don't. 	<p>Healthy Me:</p> <ul style="list-style-type: none"> ● I know what I need to do to keep my body healthy. ● I can have a healthy relationship with food.

Subject	Spring 1	Spring 2
RE	Special foods and fasting: <ul style="list-style-type: none"> ● Investigate fasting ● Apply ideas about religions and worldviews thoughtfully. ● Notice and find out about religion and worldviews. 	Special Stories at Easter: <ul style="list-style-type: none"> ● Notice and find out about the Christian religion and Easter ● Collect, use and respond to ideas in RE.
PE	Dance: <ul style="list-style-type: none"> ● Perform dances using simple movement patterns. ● To explore a range of actions with coordination. 	
Computing	We are photographers: <ul style="list-style-type: none"> ● Learn about a camera. ● To take better photographs. 	We are researchers: <ul style="list-style-type: none"> ● To write questions in a mind map. ● To use Google to search for information. ● To use Wikipedia to search for information.

Home learning/General Information

Homework is an important opportunity to consolidate and extend learning in class, as well as providing a great opportunity for you to spend some time with your child talking to them about that they are learning in school.

- ▶ We expect all pupils to complete their homework, usually set on Fridays weekly on *Google Classroom*.
- ▶ A coat in school every day please.
- ▶ Jumper or cardigan - named please!!
- ▶ PE kit -please ensure your child wears his/her P.E kit on P.E days.
- ▶ Please send your child with a clear, named water bottle. Please only fill with plain water.



Useful Websites for you and your child



<https://www.ruthmiskin.com/en/find-out-more/parents/>

<https://www.thenational.academy/>

<https://www.parentkind.org.uk/Parents/Free-learning-resources-for-children>

<https://www.bbc.co.uk/bitesize>

Pupils

- ▶ **Maths games-** <https://www.topmarks.co.uk/maths-games/3-5-years/counting>
- ▶ **Ten ways to help your child with maths-**
<http://www.bbc.co.uk/cbeebies/joinin/numberblocks-help-your-child-with-maths>
- ▶ **Numberblocks (a BBC children's show designed to help development of number)-**
<http://www.bbc.co.uk/iplayer/cbeebies/episode/b08r41qb/numberblocks>
- ▶ **The Big Number Song (Helps children count to 100 in**
https://www.google.co.uk/search?q=the+big+number+song&rlz=1C1VFKB_enGB709GB709&oq=the+big+number+song&aqs=chrome..69i57.4440j0j4&sourceid=chrome&ie=UTF-8
- ▶ **Count by 2s-** <https://www.youtube.com/watch?v=GvTcpfSnOMQ>
- ▶ **Count by 5s-** <https://www.youtube.com/watch?v=EemjeA2Djjw>
- ▶ **Count by 10s-** <https://www.youtube.com/watch?v=Ftati8iGQcs>

Thank you!

- ▶ Thank you for all your support.
- ▶ It has been a 'different' start to Year 2 and we are all extremely proud of our children and how they have settled into school last term and how they have embraced online learning this term.
- ▶ If you have any questions please speak to your child's class teacher or the Phase leader Mrs Mihdi-din.

Thank you!
Mrs Mihdi-Din and
the Year 2 team

