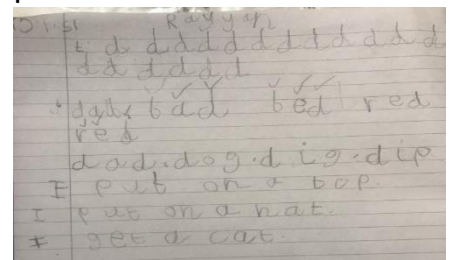
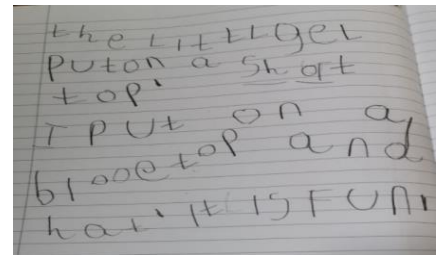


# Monday 1st February 2021



## Year 1

### Amazing Art work

**AMAZING!**

Year 1 were inspired by the French artist Henri Matisse. They looked at his style of work which is based on collage, colours and shapes. Here is some lovely work by the children.



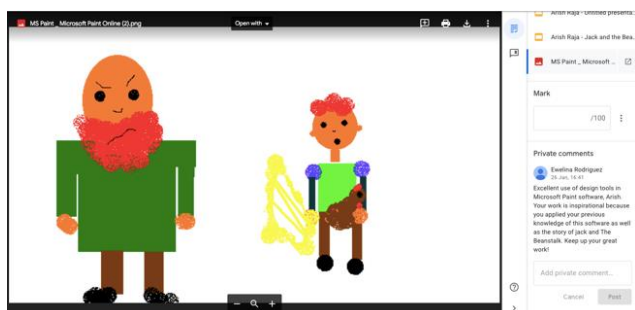
Ana in 1H



Isaiah - 1S

## Year 1

### Using Computing Skills



In our Computing lesson, Arish from 1R completed a fantastic piece of work. Arish used Microsoft Paint to design and draw a picture from the story of Jack and The Beanstalk. By using different tools e.g. spray can, shapes, fill tool, resizing he changed the colours of his design and created a fabulous piece.

## Year 2

### Creative Art work

*Be Creative!*

Year 2 looked at the work of the artist Eileen Agar. They explored the theme of new life. Based on her piece 'The Bird', they used felt tip pens to create their own work.



Ehan - 2A

## Year 2

### Science Investigation

In science, Year 2 have been investigating the absorbency of different types of paper.



Nathan from 2B carried out an investigation and concluded the following results:

*"Coffee filter was the most absorbent because it went over 18cm and the other ones were less than that. I had fun".*

**Year 3**  
Instructional Writing

Pupils in Year 3 have been learning to write instructions this term. Aaban from 3G really thought about the current situation and made a potion for Covid-19.



Tahiya – 3B

## A POTION FOR COVID-19

INGREDIENTS:	EQUIPMENT:
SALTY WATER	FOUNTAIN
ICY WATER	BIG POT
PEPSI	

### 1 WHOLE POT OF VITAMINS

### MINT TOOTHPASTE

### METHOD

Firstly, take some icy water and Pepsi and mix it both.

Secondly, put it in the microwave and take salty water and put it in the mixture.

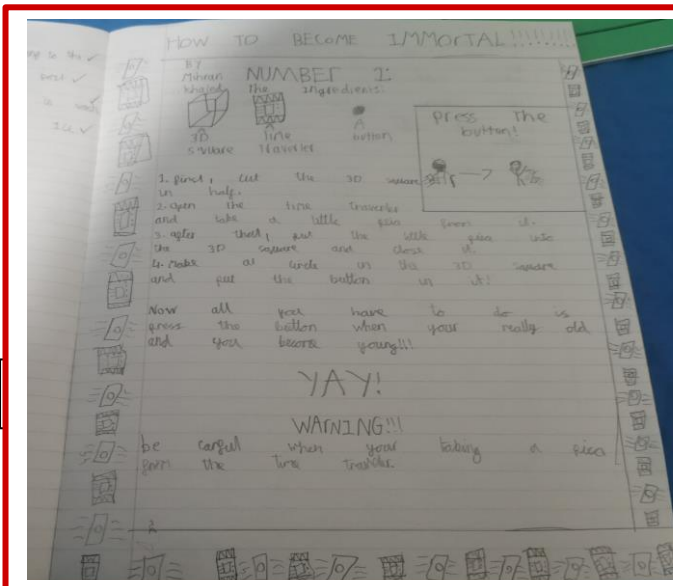
Thirdly, go to a fountain and pour the mixture in along with the vitamins.

Top hint - you will never get Covid-19

Now it is there is vaccines instead of water!!!!

# How To Become Immortal!

Mihran – 3B





## Year 4 Artistic Skills

Year 4 looked at the work of the artist Pablo Picasso. They learnt about the style of his work called Cubism. The children created drawings of faces with various shapes and proportions. Here is some lovely work by the children.



Charles – 4U

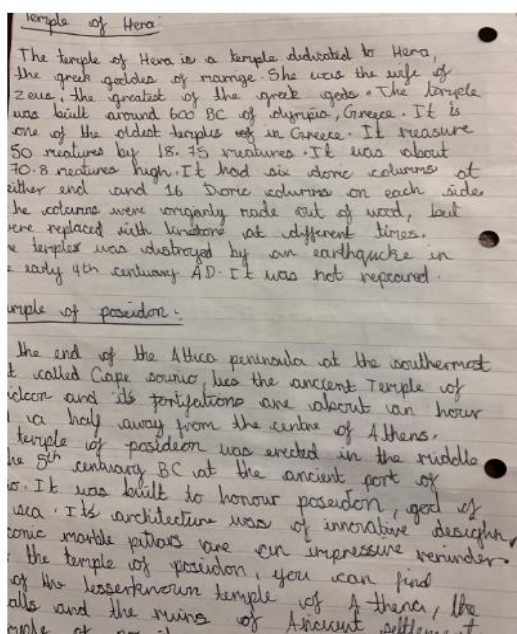



Danny – 4Y

## Year 5 Exploring Music



Year 5 have been exploring ways to notate music other than using traditional pitch and rhythm. They were asked to create their own Graphic Score to represent a favourite piece of music or song. Niveda from 5Z chose 'So far, see me' and illustrated it using colours and different symbols to represent the introduction and first part of the verse.



## Year 5 Research on Ancient Greek Temples

Hafsa- 5R

## Year 6 Product Design

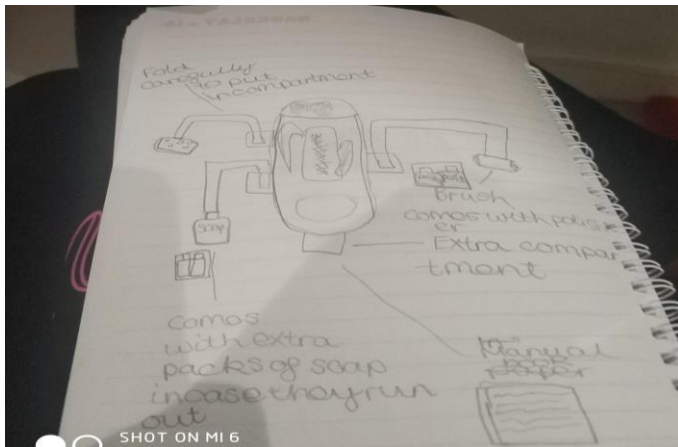
In Design Technology this term, children in Year 6 have been designing products.

Aliyah -6I


*I want to solve the problem of people getting their shoes dirty. My product is a shoe with robot hands inside that are programmed to clean your shoes when they are dirty. You can choose what brand you want the shoes from or how you want it designed. It also has an extra compartment to store money, coins, air pods etc.*

*The only special feature is that it cleans your shoes when they are dirty or need polishing.*

*Parents and children can buy my product but mostly adults for their children. My selling price is £350. 50% off if you use a star code. It's not similar to products in the shops.*



Excellent recycling designed by Athar from 6I



*Light Blub  
Moment!*