

# Year 1 Curriculum Information January 2022



Information for parents and carers

# Meet The Staff

## Class Teachers

- Mrs Rodriguez
- Mrs Haque
- Mrs Akthar
- Miss Sharp-Grant

## Teaching Assistants

- Mrs Begum HLTA (Higher Level Teaching Assistant)
- Mrs Choudhury
- Miss Ahmed
- Mrs Radha
- Mrs Sahota

**Phase Leader: Mrs Mihdi-din**

# School Home Partnership

- ▶ Your child attends school on time at 08:55.
- ▶ Has a good night sleep and has a good breakfast.
- ▶ Has the correct PE kit in school.




For PE, children must wear a plain white t-shirt, plain black short/jogging bottoms and trainers or pumps. Kits can be purchased at a reasonable price, from a number of shops such as Asda, Tesco or Primark.

Please ensure all uniform clothing is clearly labelled. In the event of losing a piece of uniform, speak to your child's class teacher.

# How you can help

- ▶ Encourage independence - be patient!
- ▶ Encourage and support your child with their homework.
- ▶ Remember Maths is everywhere: shopping, numbers on doors, shapes in the environment, board games.
- ▶ Read school letters - they are very important.
- ▶ Talk, talk and talk some more with your child.

# School Diary



- ▶ The diary has lots of useful information to help you with your child's learning.
- ▶ High frequency words and common exception words Year 1 - please support your child reading and writing the common exception words.
- ▶ Number facts form the basis of your child's knowledge and understanding of maths. Please practice: Number bonds to 10,20 and multiplication tables- 2x,5x and 10x tables and their associated division facts.

# Reading

Reading is VERY important.

- Reading and RWI books sent home will be appropriate to your child's reading level.
- Please read daily for 10 minutes or 4x a week at least.
- Please initial or sign diary every time you read with your child.
- Reading books can be changed as required (at least twice times a week - depending on the length of the book).
- Choosing quality and current books for your child to read.
- Encourage regular use of the library to allow your child to read for pleasure.



# Y1 English Curriculum (Read Write Inc)

Subject	Spring 1	Spring 2
Literacy	We will be following the RWI scheme for teaching Literacy through phonics.	We will be following the RWI scheme for teaching Literacy through phonics.

Each child has been assigned reading homework via Oxford Owl: The Read Write Inc. Phonics eBook Library, this is the RWI book they will be reading in class.

Please see back of diary for login.

Oxford Owl: <https://www.oxfordowl.co.uk/>

## The Year 1 Phonics Screening Check

The phonics screening check is a short and simple assessment of phonic decoding. It consists of a list of 40 words, half real words and half non-words. The phonics screening check for Year 1 pupils usually takes place in June.



# Y1 English Curriculum (Writing For Pleasure)

## Writing For Pleasure scheme

The mission for the Writing for Pleasure scheme is to help all young people become passionate and successful writers. Children that use the principles of Writing For Pleasure understand writing to be making something to share with someone else, giving them a purpose to write.

Our focus this term is on writing instructions. Children will be making their very own instructional picture books through learning about different types of instructions e.g. recipes, hygiene, how to play a game etc.


Writing processes we use are:

- Generating ideas
- Planning
- Writing
- Revising/ Editing
- Publishing



Example: 6-9 21

The day  
we painted  
the front door  
**RED**



Our front door made  
us feel sad.  
It was dark green and  
the paint was peeling off.

by Tomas



# Y1 Maths Curriculum

We use Maths No Problem! scheme of work in Year 1.

Maths No Problem! is a series of textbooks and workbooks written to meet the requirements of the 2014 English National Curriculum.

Alongside Maths No Problem! we use the scheme Number Sense Maths to deepen number fluency.



Autumn Term
<b>Number:</b> Addition and Subtraction Within 20
<b>Number:</b> Numbers to 40
<b>Geometry:</b> Shape and Patterns
<b>Measures:</b> Length and Height

# Number Bonds

Having the rapid recall of all number bonds from 0 - 10 will help children with their mental arithmetic.

It is important that the children learn their number facts to 10 in Y1.

Number facts to 10	0	1	2	3	4
	0+0=0	0+1=1	0+2=2	0+3=3	0+4=4
		1+0=1	1+1=2	1+2=3	1+3=4
			2+0=2	2+1=3	2+2=4
				3+0=3	3+1=4
				4+0=4	
5	6	7	8	9	10
0+5=5	0+6=6	0+7=7	0+8=8	0+9=9	0+10=10
1+4=5	1+5=6	1+6=7	1+7=8	1+8=9	1+9=10
2+3=5	2+4=6	2+5=7	2+6=8	2+7=9	2+8=10
3+2=5	3+3=6	3+4=7	3+5=8	3+6=9	3+7=10
4+1=5	4+2=6	4+3=7	4+4=8	4+5=9	4+6=10
5+0=5	5+1=6	5+2=7	5+3=8	5+4=9	5+5=10
	6+0=6	6+1=7	6+2=8	6+3=9	6+4=10
		7+0=7	7+1=8	7+2=9	7+3=10
			8+0=8	8+1=9	8+2=10
			9+0=9	9+1=10	
				10+0=10	

# Maths around us

Recognise and name 2 digit numbers anywhere.

Recognising and counting money .

Measuring using cups when cooking.

Filling different sized containers in the bath.

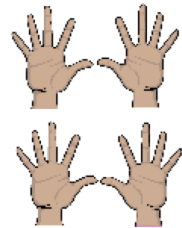
Counting books, DVDs, toys etc.

Counting pairs of socks in 2s.

Counting the fingers in your family in 5s.

Playing board games to recognise numbers, dice patterns and how to move along a track.

Playing games where children find the total of 2 dice.



**NUI2 REG**

# Year 1 Spring 1 Term Curriculum Map

Subject	Spring 1	Spring 2
Science	Everyday Materials Seasonal Changes - Winter	Plants Seasonal changes - Spring
Art	Printing Printing of human or animal cells	Sculpture Mixed Media - Sculpture
DT	Cooking and Nutrition- Fruit Rockets Designing, making and evaluating fruit rocket	
Computing	Safer Internet Day activities (Digital Literacy)	We are Painters (Creativity)

# Year 1 Spring Term Curriculum Map

Subject	Spring 1	Spring 2
History/ Geography	Geography Where Do I Live? Our School and our Local Area	History May I Play - Toys
Music	Stop and Play - Duration	Timbre - Composition
PSHE	Dreams and Goals	Healthy Me
RE	What does it mean to be a Christian?	What does it men to be a Hindu?
PE	Games: Performances and skill related games	

# Home learning/General Information

Homework is an important opportunity to consolidate and extend learning in class as well as providing a great opportunity for you to spend some time with your child talking to them about that they are learning in school.

- ▶ We expect all pupils to complete their homework, usually set on Fridays weekly on *Google Classroom*.
- ▶ A coat in school every day please.
- ▶ Jumper or cardigan - named please!!
- ▶ PE kit -please ensure your child wears his/her P.E kit on P.E days.
- ▶ Please send your child with a clear, named water bottle. Please only fill with plain water.



# Useful Websites for you and your child

<https://www.ruthmiskin.com/en/find-out-more/parents/>

<https://www.thenational.academy/>

<https://www.parentkind.org.uk/Parents/Free-learning-resources-for-children>

<https://www.bbc.co.uk/bitesize>

## Pupils

- ▶ **Maths games-** <https://www.topmarks.co.uk/maths-games/3-5-years/counting>
- ▶ **Ten ways to help your child with maths-** <http://www.bbc.co.uk/cbeebies/joinin/numberblocks-help-your-child-with-maths>
- ▶ **Numberblocks (a BBC children's show designed to help development of number)-** <http://www.bbc.co.uk/iplayer/cbeebies/episode/b08r41qb/numberblocks>
- ▶ **The Big Number Song (Helps children count to 100 in 1s)** [https://www.google.co.uk/search?q=the+big+number+song&rlz=1C1VFKB\\_enGB709GB709&oq=the+big+number+song&aqs=chrome..69i57.4440j0j4&sourceid=chrome&ie=UTF-8](https://www.google.co.uk/search?q=the+big+number+song&rlz=1C1VFKB_enGB709GB709&oq=the+big+number+song&aqs=chrome..69i57.4440j0j4&sourceid=chrome&ie=UTF-8)
- ▶ **Count by 2s-** <https://www.youtube.com/watch?v=GvTcpfSnOMQ>
- ▶ **Count by 5s-** <https://www.youtube.com/watch?v=EemjeA2Djjw>
- ▶ **Count by 10s-** <https://www.youtube.com/watch?v=Ftati8iGQcs>

# Thank you!

- ▶ Thank you for all your support.
- ▶ If you have any questions please speak to your child's class teacher or myself (Mrs Mihdi-din).

Thank you!  
Mrs Mihdi-din and  
The Year 1 team

