

Year 2 Curriculum Information January 2022



Information for parents and carers

Meet The Staff

Class Teachers

- ▶ Ms Ahmed
- ▶ Mrs Billan
- ▶ Miss Demir
- ▶ Ms Kuzan

Teaching Assistants

- ▶ Mrs Begum HLTA (Higher Level Teaching Assistant)
- ▶ Mrs Lee
- ▶ Mrs Connelly

Phase Leader: Mrs Mihdi-din

School Home Partnership



Your child attends school on time at 08:55 am.

Has a good night sleep and has a good breakfast.

Wears the correct PE kit to school on PE days.

How you can help


- ▶ Encourage independence - be patient!
- ▶ Encourage and support your child in their homework.
- ▶ Remember Maths is everywhere: shopping, numbers on doors, shapes in the environment, board games!
- ▶ Read school letters via ParentMail - they are very important!
- ▶ Talk, talk and talk some more with your child.

In Year 2 we encourage children to become more independent.

The children are expected to:

- ▶ look after their own property e.g. jumpers, jackets, bags and water bottles.
- ▶ organise themselves and think of what they need.
- ▶ make their own lunch choices in the dinner hall.

School Diary



- ▶ The diary has lots of useful information to help you with your child's learning.
- ▶ High frequency words and common exception words Year 1 and Year 2 - please support your child reading and writing the common exception words.
- ▶ Number facts form the basis of your child's knowledge and understanding of math's. Please practice: Number bonds to 10,20,100 and multiplication tables - 2x, 5x and 10x tables and their associated division facts.

Reading

Reading is SO important.

- Reading and RWI books will be appropriate to your child's reading level.
- Please read daily for 10 minutes or 4x a week at least.
- Please initial or sign diary every time you read with your child.
- Reading books will be changed weekly.
- Choosing quality and current books for your child to read.
- Encourage regular use of the library and e-libraries (e.g. Oxford Owl; Epic) to allow your child to read for pleasure.



Y2 Literacy Curriculum (Read, Write, Inc)

Subject	Spring 1	Spring 2
Literacy	We will be following the RWI scheme for teaching Literacy through phonics.	We will be following the RWI scheme for teaching Literacy through phonics.

Our aim is for children to finish the RWI Phonics programme quickly so they can start Literacy & Language.



Y2 English Curriculum (Writing For Pleasure)

Writing For Pleasure scheme

The mission for the Writing for Pleasure scheme is to help all young people become passionate and successful writers. Children that use the principles of Writing For Pleasure understand writing to be making something to share with someone else, giving them a purpose to write.


Children will be making their very own picture books through using their creative ideas. The writing process will include:

- Generating ideas
- Planning
- Writing
- Revising/ Editing
- Publishing



Example: 6-9 21

The day
we painted
the front door
RED



Our front door made
us feel sad.
It was dark green and
the paint was peeling off.

by Tomas

Year 2 Maths Curriculum



We will continue to use Maths No Problem in Year 2 and supplement key concepts with Number Sense.

Subject	Spring 1	Spring 2
Maths	<p>Multiplication: Making equal groups 1x, 2x, 5x and 10x tables. Repeated addition. Solving word problems. Times tables quiz.</p>	<p>Division: Grouping Sharing Dividing by 2, 5 and 10. Using inverse of multiplication and division. Solving word problems. Odd and Even numbers.</p>

Number Bonds


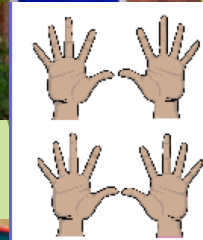
Having the rapid recall of all number bonds from 0 - 10 will help children with their mental arithmetic.

It is important that the children learn their number facts to 10, 20 and 100 in Y2.

Number facts to 10	0	1	2	3	4	
	0+0=0	0+1=1	0+2=2	0+3=3	0+4=4	
		1+0=1	1+1=2	1+2=3	1+3=4	
				2+0=2	2+1=3	2+2=4
				3+0=3	3+1=4	
					4+0=4	
	5	6	7	8	9	
	0+5=5	0+6=6	0+7=7	0+8=8	0+9=9	0+10=10
	1+4=5	1+5=6	1+6=7	1+7=8	1+8=9	1+9=10
	2+3=5	2+4=6	2+5=7	2+6=8	2+7=9	2+8=10
	3+2=5	3+3=6	3+4=7	3+5=8	3+6=9	3+7=10
	4+1=5	4+2=6	4+3=7	4+4=8	4+5=9	4+6=10
	5+0=5	5+1=6	5+2=7	5+3=8	5+4=9	5+5=10
		6+0=6	6+1=7	6+2=8	6+3=9	6+4=10
				7+0=7	7+1=8	7+2=9
					8+0=8	8+1=9
				9+0=9	9+1=10	
					10+0=10	

Maths around us

- Recognise and name 2 digit numbers anywhere.
- Recognising and counting money .
- Measuring using cups when cooking.
- Filling different sized containers in the bath.
- Counting books, DVDs, toys etc.
- Counting pairs of socks in 2s.
- Counting the fingers in your family in 5s.
- Playing board games to recognise numbers, dice patterns and how to move along a track.
- Playing games where children find the total of 2 dice.



NUI2 REG

Year 2 Spring Term Curriculum Map

Subject	Spring 1	Spring 2
Science	Uses of everyday materials: <ul style="list-style-type: none">• properties of materials.• uses of materials.• suitability of materials.	Living things and their habitats: <ul style="list-style-type: none">• food chains.• common animals in given habitats.
Art	<ul style="list-style-type: none">• Sculpture• Textures	<ul style="list-style-type: none">• Painting• Blending two colours.
DT	Fruit Salad <ul style="list-style-type: none">• Design our fruit salad.• Create our fruit salad.• Evaluate our fruit salad.	


Subject		
Geography/History	<p style="text-align: center;">Magical Mapping</p> <ul style="list-style-type: none"> • To explore given maps. • Identify features of a map. • To create our own map. 	<p style="text-align: center;">Fire, Fire!</p> <ul style="list-style-type: none"> • To learn about the Great Fire of London. • To understand how one historical incident has led to many changes in British housing. • To understand how this event led to changes in fire safety.
Music	<p>Create, select and combine musical notes. Repeating patterns and musical structure.</p>	<p>Sounds and symbols. To explore sounds using percussion instruments.</p>
PSHE	<p>Dreams and Goals Personal Learning Strengths.</p>	<p>Healthy Me Healthy eating.</p>

Subject		
RE	How do special foods and fasting help people with their faith?	What special stories are told at Easter?
PE	<ul style="list-style-type: none">• Dance• Multi-sports	
Computing	We are photographers. To capture and edit photos.	Digital literacy Staying safe online.

Home learning/General Information

Homework is an important opportunity to consolidate and extend learning in class as well as providing a great opportunity for you to spend some time with your child talking to them about that they are learning in school.

- ▶ We expect all pupils to complete their homework in their homework book, usually set every Friday on Google Classroom.
- ▶ Return homework on Monday.
- ▶ A coat during winter season.
- ▶ Jumper or cardigan - with name please!!
- ▶ PE kit -please ensure your child wears his/her P.E kit on P.E days.
- ▶ Please send your child with a clear, named water bottle. Please only fill with plain water.



Useful Websites for you and your child



<https://www.ruthmiskin.com/en/find-out-more/parents/>

<https://www.thenational.academy/>

<https://www.parentkind.org.uk/Parents/Free-learning-resources-for-children>

<https://www.bbc.co.uk/bitesize>

Pupils

► **Maths games-** <https://www.topmarks.co.uk/maths-games/3-5-years/counting>

► **Ten ways to help your child with maths-**
<http://www.bbc.co.uk/cbeebies/joinin/numberblocks-help-your-child-with-maths>

► **Numberblocks (a BBC children's show designed to help development of number)-**
<http://www.bbc.co.uk/iplayer/cbeebies/episode/b08r41qb/numberblocks>

► **The Big Number Song (Helps children count to 100 in 1s)** https://www.google.co.uk/search?q=the+big+number+song&rlz=1C1VFKB_enGB709GB709&oq=the+big+number+song&aqs=chrome..69i57.4440j0j4&sourceid=chrome&ie=UTF-8

► **Count by 2s-** <https://www.youtube.com/watch?v=GvTcpfSnOMQ>

► **Count by 5s-** <https://www.youtube.com/watch?v=EemjeA2Djjw>

► **Count by 10s-** <https://www.youtube.com/watch?v=Ftati8iGQcs>

Thank you!

- ▶ Thank you for all your support.
- ▶ If you have any questions please speak to your child's class teacher or myself (Mrs Mihdi-Din).

Thank you!
Mrs Mihdi-Din and
the Year 2 team!

