

Year 2 Curriculum Information April 2022



Information for parents and carers

Meet The Staff

Class Teachers

- ▶ Ms Ahmed
- ▶ Mrs Billan
- ▶ Miss Demir
- ▶ Ms Kuzan

Teaching Assistants

- ▶ Mrs Begum HLTA (Higher Level Teaching Assistant)
- ▶ Mrs Lee
- ▶ Mrs Connelly

Phase Leader: Mrs Mihdi-din

School Home Partnership



Your child attends school on time at 08:55 am.

Has a good night sleep and has a good breakfast.

Wears the correct PE kit to school on PE days.

How you can help


- ▶ Encourage independence - be patient!
- ▶ Encourage and support your child in their homework.
- ▶ Remember Maths is everywhere: shopping, numbers on doors, shapes in the environment, board games!
- ▶ Read school letters via ParentMail - they are very important!
- ▶ Talk, talk and talk some more with your child.

In Year 2 we encourage children to become more independent.

The children are expected to:

- ▶ look after their own property e.g. jumpers, jackets, bags and water bottles.
- ▶ organise themselves and think of what they need.
- ▶ make their own lunch choices in the dinner hall.

School Diary



- ▶ The diary has lots of useful information to help you with your child's learning.
- ▶ High frequency words and common exception words Year 1 and Year 2 - please support your child reading and writing the common exception words.
- ▶ Number facts form the basis of your child's knowledge and understanding of math's. Please practice: Number bonds to 10,20,100 and multiplication tables - 2x, 5x and 10x tables and their associated division facts.

Reading

Reading is SO important.

- Reading and RWI books will be appropriate to your child's reading level.
- Please read daily for 10 minutes or 4x a week at least.
- Please initial or sign diary every time you read with your child.
- Reading books will be changed weekly.
- Choosing quality and current books for your child to read.
- Encourage regular use of the library and e-libraries (e.g. Oxford Owl; Epic) to allow your child to read for pleasure.



Y2 Literacy Curriculum (Read, Write, Inc)

Subject	Summer 1	Summer 2
Literacy	We will be following the RWI scheme for teaching Literacy through phonics.	We will be following the RWI scheme for teaching Literacy through phonics.

Our aim is for children to finish the RWI Phonics programme quickly.
Some children have already started to work on Literacy & Language scheme.



Y2 English Curriculum (Writing For Pleasure)

Writing For Pleasure

Our focus this term is on writing memoirs.

Children will be making their very own memoir picture books through discussing recent events in their own lives e.g. trips, holidays, arrival of new siblings, visiting relatives, religious festivals eg. Eid, Easter, etc.

- Generating ideas
- Planning
- Writing
- Revising/ Editing
- Publishing



Example:

The day
we painted
the front door
RED

by Tomas



Our front door made
us feel sad.
It was dark green and
the paint was peeling off.

Year 2 Maths Curriculum



We will continue to use Maths No Problem in Year 2 and supplement key concepts with Number Sense.

Subject	Summer 1	Summer 2
Maths	<p>Numbers: Reasoning</p> <p>Measurements: Money</p> <p>Geometry: properties of 2d and 3d shapes</p> <p>Fractions: Fractions</p>	<p>Statistics: Picture Graph</p> <p>Measurements: Time and Volume</p> <p>Review and revisit</p>

Number Bonds

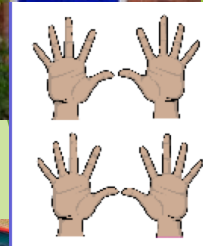
Having the rapid recall of all number bonds from 0 - 10 will help children with their mental arithmetic.

It is important that the children learn their number facts to 10, 20 and 100 in Y2.

Number facts to 10	0	1	2	3	4
	0+0=0	0+1=1	0+2=2	0+3=3	0+4=4
		1+0=1	1+1=2	1+2=3	1+3=4
			2+0=2	2+1=3	2+2=4
				3+0=3	3+1=4
				4+0=4	
5	6	7	8	9	10
0+5=5	0+6=6	0+7=7	0+8=8	0+9=9	0+10=10
1+4=5	1+5=6	1+6=7	1+7=8	1+8=9	1+9=10
2+3=5	2+4=6	2+5=7	2+6=8	2+7=9	2+8=10
3+2=5	3+3=6	3+4=7	3+5=8	3+6=9	3+7=10
4+1=5	4+2=6	4+3=7	4+4=8	4+5=9	4+6=10
5+0=5	5+1=6	5+2=7	5+3=8	5+4=9	5+5=10
	6+0=6	6+1=7	6+2=8	6+3=9	6+4=10
		7+0=7	7+1=8	7+2=9	7+3=10
			8+0=8	8+1=9	8+2=10
			9+0=9	9+1=10	
				10+0=10	

Maths around us

- Recognise and name 2 digit numbers anywhere.
- Recognising and counting money .
- Measuring using cups when cooking.
- Filling different sized containers in the bath.
- Counting books, DVDs, toys etc.
- Counting pairs of socks in 2s.
- Counting the fingers in your family in 5s.
- Playing board games to recognise numbers, dice patterns and how to move along a track.
- Playing games where children find the total of 2 dice.



NUI2 REG

Year 2 Spring Term Curriculum Map

Subject	Summer 1	Summer 2
Science	<p>Living things and their habitats:</p> <ul style="list-style-type: none"> • food chains. • common animals in given habitats. 	<p>Uses of everyday materials:</p> <ul style="list-style-type: none"> • properties of materials. • uses of materials. • suitability of materials.
Art	<p>Textile/Sculpture Developing ideas on weaving, using colours and effects Master techniques of gluing and decorating by adding colours, shapes, patterns, and textures</p>	<p>Textile/Sculpture Developing ideas on weaving, using colours and effects Master techniques of gluing and decorating by adding colours, shapes, patterns, and textures</p>
DT	<p style="text-align: center;">Wind Turbines</p> <ul style="list-style-type: none"> • Explore the green energy sources. • Design and create the wind turbine. • Evaluate the project. 	


Subject		
Geography/History	<p style="text-align: center;">On Safari in Kenya</p> <ul style="list-style-type: none"> • To explore Kenya. • Identify main features and cities on a map of Kenya. • To create a travel brochure of Kenya. 	<p style="text-align: center;">Wish You Were Here!</p> <ul style="list-style-type: none"> • To learn about Victorian Seaside. <p>How has technology changed in order for our holiday destinations to change? Technology - How have toys and holidays changed?</p>
Music	Changing Pitch and Tempo	Perform, Dynamics & Appreciation
PSHE	Relationship-Know and identify what to do if certain relationship makes them feel uncomfortable. Wellbeing- Understand the consequences of good and bad secrets	Identity-Explain the difference between male and female body part using correct terminology Wellbeing - Prepare for transition from year 2 to year 3

Subject		
RE	<p>Where did the world come from and how should we look after it?</p>	<p>Why did Jesus tell stories?</p>
PE	<ul style="list-style-type: none"> • Athletics • Target Games 	
Computing	<p>We are Researches. How can we effectively and safely look up for information online.</p>	<p>We are Detectives (2.5) Communication/Collaboration Connect- Develop skills in opening, composing and sending emails. Become aware of e-safety issues when using email Communicate- Use appropriate language in emails. Collect - Gain skills in opening and listening to audio files on the computer</p>

Home learning/General Information

Homework is an important opportunity to consolidate and extend learning in class as well as providing a great opportunity for you to spend some time with your child talking to them about that they are learning in school.

- ▶ We expect all pupils to complete their homework in their homework book, usually set every Friday on Google Classroom.
- ▶ Return homework on Monday.
- ▶ A coat during winter season.
- ▶ Jumper or cardigan - with name please!!
- ▶ PE kit -please ensure your child wears his/her P.E kit on P.E days.
- ▶ Please send your child with a clear, named water bottle. Please only fill with plain water.



Useful Websites for you and your child



<https://www.ruthmiskin.com/en/find-out-more/parents/>

<https://www.thenational.academy/>

<https://www.parentkind.org.uk/Parents/Free-learning-resources-for-children>

<https://www.bbc.co.uk/bitesize>

Pupils

► **Maths games-** <https://www.topmarks.co.uk/maths-games/3-5-years/counting>

► **Ten ways to help your child with maths-**
<http://www.bbc.co.uk/cbeebies/joinin/numberblocks-help-your-child-with-maths>

► **Numberblocks (a BBC children's show designed to help development of number)-**
<http://www.bbc.co.uk/iplayer/cbeebies/episode/b08r41qb/numberblocks>

► **The Big Number Song (Helps children count to 100 in 1s)** https://www.google.co.uk/search?q=the+big+number+song&rlz=1C1VFKB_enGB709GB709&oq=the+big+number+song&aqs=chrome..69i57.4440j0j4&sourceid=chrome&ie=UTF-8

► **Count by 2s-** <https://www.youtube.com/watch?v=GvTcpfSnOMQ>

► **Count by 5s-** <https://www.youtube.com/watch?v=EemjeA2Djjw>

► **Count by 10s-** <https://www.youtube.com/watch?v=Ftati8iGQcs>

Thank you!

- ▶ Thank you for all your support.
- ▶ If you have any questions please speak to your child's class teacher or myself (Mrs Mihdi-Din).

Thank you!
Mrs Mihdi-Din and
the Year 2 team!

