


EYFS Curriculum Information Autumn Term 2023



Information for parents and carers



Welcome to EYFS

Meet the Team

- Nursery Teachers -Mrs Kausar & Miss To
- Reception Teachers - Mrs Rahman, Miss McLean, Miss Hopkinson & Miss Mohamed
- EYFS TAs -Mrs Chowdhury, Miss Baker, Mrs Hussain, Miss Ahmed, Miss Mahmood & Mrs Rahman
- Acting Phase Leader - Miss Hopkinson

Well done to all the children for settling into their new Reception and Nursery classes. As we continue to settle in and establish routines, we thank you for all your support.

School Timings

- Attendance is very important for your child's learning. If you are running late or your child cannot attend school please contact the main office on **020 8472 0674/020 8472 1010**.
- Morning Nursery operates from 8:45-11:45am and afternoon Nursery from 12:15pm -3.15pm.
- Reception starts at 8.45am (doors open at 8.35am and the school day finishes at 3.15pm).
- It is very important that your child is on time for school each morning so that they do not miss out on the crucial learning that takes places at the start of the day. We open at 8:35am for those parents who would like to drop their children off a little earlier.
- Please ensure you arrive promptly to collect your child. Children can become very upset when they are collected late and are the last to leave. **All children must be brought and collected by a responsible adult over the age of 16 (Reception) 18 (Nursery)**
- Please let your child's teacher know if a different person will be collecting your child, or telephone the school office. We will not let your child go if we have not been informed beforehand.

Teaching and Learning

We aim to provide an environment that is stimulating and exciting. It is important that our provision, planning and teaching is embedded by the three **'Characteristics of Effective Learning'**

- **Playing and Exploring** - children investigate and experience things, and 'have a go'.
- **Active Learning** - children concentrate and keep on trying if they encounter difficulties, and enjoy achievements.
- **Creating and Thinking Critically** - children have and develop their own ideas, make links between ideas, and develop strategies for doing things.

We ensure that children get a good balance of activities, across the Foundation Stage Curriculum. There are seven areas of learning in the Early Years Foundation Stage Curriculum:

- Personal, Social and Emotional Development (PSED)
- Communication and Language (CL)
- Physical Development (PD)
- Literacy (L)
- Mathematics (M)
- Understanding the World (UW)
- Expressive Arts and Design (EAD)

Please refer to the Welcome to Nursery and Reception Handbook for further information.



Vicarage Home Learning

- Homework is set each week on Friday. Homework will be uploaded onto google classroom for you and your child to access. Please make sure every effort is made to complete the tasks set. Children will be awarded in the form of merits. If you have any questions please speak to your child's class teacher.
- Please make sure your child's book bag is in school every day. Reading books must be brought in to be changed on the correct day. Red words can be found in the school diary and must be practised daily.



How can I help my child at home?

- Set up a homework-friendly area. Make sure children have a place to complete homework. Keep supplies — paper, pencils, glue, scissors — within reach.
- Set a regular study time. Some children work best in the afternoon, following a snack and play period; others may prefer to wait until after dinner.
- Keep distractions to a minimum. This means no TV or loud music.
- Make sure children do their own work. They won't learn if they don't think for themselves and make their own mistakes. Parents can assist by making suggestions but children should take ownership of their own work and be encouraged to become independent learners.



How can I help my child at home?

- Be a motivator and monitor. Ask about projects, assessments, and tests. Give encouragement, check completed homework, and make yourself available for questions and concerns.
- Set a good example. Do your children ever see you reading a book? Children are more likely to follow their parents' examples than their advice.
- Praise their work and efforts. Put Certificates on the fridge. Mention academic achievements to relatives.
- Know the teachers — and what they're looking for. Attend school events, such as Parent's Evening to meet your child's teacher. Ask about their homework and how you should be involved.

Please refer to the Welcome to Nursery and Reception Handbook for further information

Term 1 Topic - Ourselves

Prime Areas

- PSED (Personal, Social and Emotional Development) - Pupils will spend time settling into their new classes, establishing class rules and routines. They will talk about things they can do. Pupils will learn the names of their new friends and teachers. Pupils will talk about what we need to do to keep healthy and why it is important to wash their hands.
- CL (Communication and Language) - Pupils will look at photos of themselves and talk about similarities and differences and how they are all special. They will talk about their families and the community in which they live.
- PD (Physical Development) - Pupils will explore the different things they can do with their bodies; look at how they use their bodies and talk about how some people are different. They will explore different ways of moving, for example, crawling, sliding, and shuffling like a baby. They will talk about what happens to their bodies when they exercise and the importance of keeping healthy.



Specific Areas


- **L (Literacy)** -Pupils will read books such as, *Funny Bones*, *The Great Big Book of families*, and *Something Special*. They will label body parts and look at non-fiction books. Reception children will start phonic lessons, RWI (learning letters to begin to read and write)
- **M (Maths)** - Pupils will sing number rhymes and practice counting forwards and backwards. They will explore groups of different sizes. They will count the number of special people in their families, explore number books and patterns in the environment.
- **UW (Understanding the World)** - Pupils will use their five senses and talk about them: sight, hearing, smell, touch and taste. They will talk about the different communities they belong to and how they all belong to the Vicarage Primary School community. Pupils will look at the world map and discuss where they come from and where we live. They will talk about how they were once a baby and how they have changed. Pupils will explore the things they could do then and the things they can do now.
- **EAD (Expressive Arts and Design)** - Pupils will paint portraits of themselves and make hand prints. They will draw pictures of their families using different media and learn different nursery rhymes.



Term 2 Topic - Celebrations


Prime Areas

- ❑ **PSED (Personal, Social and Emotional Development)** - This term pupils will continue to learn to play cooperatively and take turns with others. As the colder weather begins, pupils will be encouraged to independently put on their coats, hats and gloves.
- ❑ **CL (Communication and Language)** - Pupils will learn to express their ideas and feelings and experiences using full sentences. Discussions will take place about Bonfire safety and Remembrance Day, the festival of Diwali, Eid and Christmas.
- ❑ **PD (Physical Development)** - Pupils will use pencils and scissors to draw and cut out stars and snowflakes, dance and move like different fireworks, using pom poms and ribbons. They will further develop their physical development skills during PE sessions.



Specific Areas

- **L (Literacy)** -By this stage pupils will be beginning to read simple CVC words such as cat, dog and jump independently. Your child should be confident in attempting to read signs and labels that they see around them. Pupils will listen to the sounds fireworks make and writing these sounds using their phonic knowledge, make festival cards and letters.
- **M (Maths)** - Pupils will make Rangoli and Mehndi patterns using chalk and other media. They will sequence objects according to their shape and size. Pupils will begin to recognise amounts without counting them and identify a group of objects as 'more' or 'less'
- **UW (Understanding the World)** -Pupils will talk about the different seasons and changes in weather and explore light and dark. They will talk about Remembrance Day and why it is important. Pupils will learn about a range of festivals such as Eid, Diwali and Christmas.
- **EAD (Expressive Arts and Design)** - Pupils will sing a range of well-known nursery rhymes and use props to support their role play. They will make poppies for Remembrance Day, print with leaves and explore mixing colours.



At Home

At home you may like to continue developing your child's knowledge.

Personal, social, emotional development/communication & language

Encourage your child to tidy up their toys when they have finished with them. Encourage your child to be independent, help them to learn how to get dressed, use the toilet and wash their hands.

Physical development

Encourage your child to use a knife and fork. Give your child opportunities to mark make and hold the pencil correctly.

Practise cutting with scissors.

Literacy

Help your child learn the sounds each day. The quicker they learn their sounds the quicker they will be able to read. The sound pack can be bought on Amazon.

https://www.amazon.co.uk/Read-Write-Inc-Speed-PHONICS/dp/019846035X/ref=sr_1_1?crid=3JEBCEI7MRUJ&keywords=rwi+set+1+sounds+card&qid=1663146849&srefix=rwi+set+1+sounds+card+%2Caps%2C70&sr=8-1

Maths

Encourage your child to observe that numbers are everywhere - house numbers, road signs, prices, television, number plates. Make patterns with everyday objects or count out the cutlery needed at meal times. Are there enough plates for everyone? Practise counting forwards and backwards starting at different numbers.

Understanding of the world

Encourage your child to use their senses - what does it look, feel, smell like? Ask them to feel different textures and develop vocabulary to describe it. Talk about which country they were born in and where other family members were born. Look at countries on a map.

Expressive arts & design

Provide opportunities for your child to experiment with paint, crayons or boxes for modelling.

Listen to different types of music together: move to the music, clap to the beat. Is there a fast or slow tempo?



Useful Resources

- Nursery Handbook
- Reception Handbook
- RWI

<https://home.oxfordowl.co.uk/reading/reading-schemes-oxford-levels/read-write-inc-phonics-guide/>

What is RWI - <https://www.youtube.com/watch?v=sjIPILhk7bQ>

How to say the sounds -

<https://www.youtube.com/watch?v=TkXcabDUg7Q>